- Vetted and recommended for sanction the building plan No. 450/580/EXE/KMDA B+G+2P+17(MAX) ... 59.89 (MAX)... Subject to the condition
- Before starting any construction, the site must conform with the plans Sanctioned and all the condition as proposed in the plan should be fulfilled.
- All building materials necessary for construction should conform to standard specification [illegible] N.B.C. of India.
- Necessary steps should be taken for safety of lives of the adjoining public and private property during construction.
- Construction site should be maintained to prevent mosquito breeding.
- Design of all Structural members including that of the foundation should conform to standard specified in the N.B.C. of India

- This sanction is valid for 3 years from date of sanctioning
- Information required by the applicant to this end are :- Commencement of work. Completion of structural work up to plinth. Completion of work.
- No rain water pipe should be fixed or discharged on Road or Footpath.
- The construction should be carried out as per specification of I.S. Code and sanctioned plan under the supervision of qualified empanelled engineers.
- Construction of garbage vat, soak pit & waste water should be done by the owners.
- Any deviation of the [illegible] mean demolition

1. There should not be any court case or any complains from any corner in respect of the said property [illegible]
2. South 24 P[illegible] not be liable [illegible]

ASSISTANT ENGINEER South 24 Pgs. Z.P.

District Engineer South 24 Pgs. Z.P.

NOTES:

- ALL DIMENSIONS ARE IN MM UNLESS IT IS MENTIONED.
- FIRE-FIGHTING / SAFETY PROVISIONS WILL BE AS PER RELEVANT NBC PROVISIONS.
- COVERING SLAB OF RESERVOIRS, FIRE TENDER PATH SHALL BE STRUCTURLLY SAFE FOR TAKING LOAD OF HEAVY VEHICLES LIKE FIRE TENDER.
- ALL BUILDING WILL BE DESIGNED (STRUCTURES) AS PER RELEVANT I.S. CODES FOR EARTHQUAKE RESISTANCE.
- PLEASE NOTE THAT THE DIMENSIONS IN THE DRAWINGS ARE TO BE READ, NOT MEASURED.



1 TOWER C3 SECTION AA'
1:200



2 TOWER C3 SECTION BB'
1:200



3 TOWER C3 ELEVATION AA'
1:200



4 TOWER C3 ELEVATION BB'
1:200

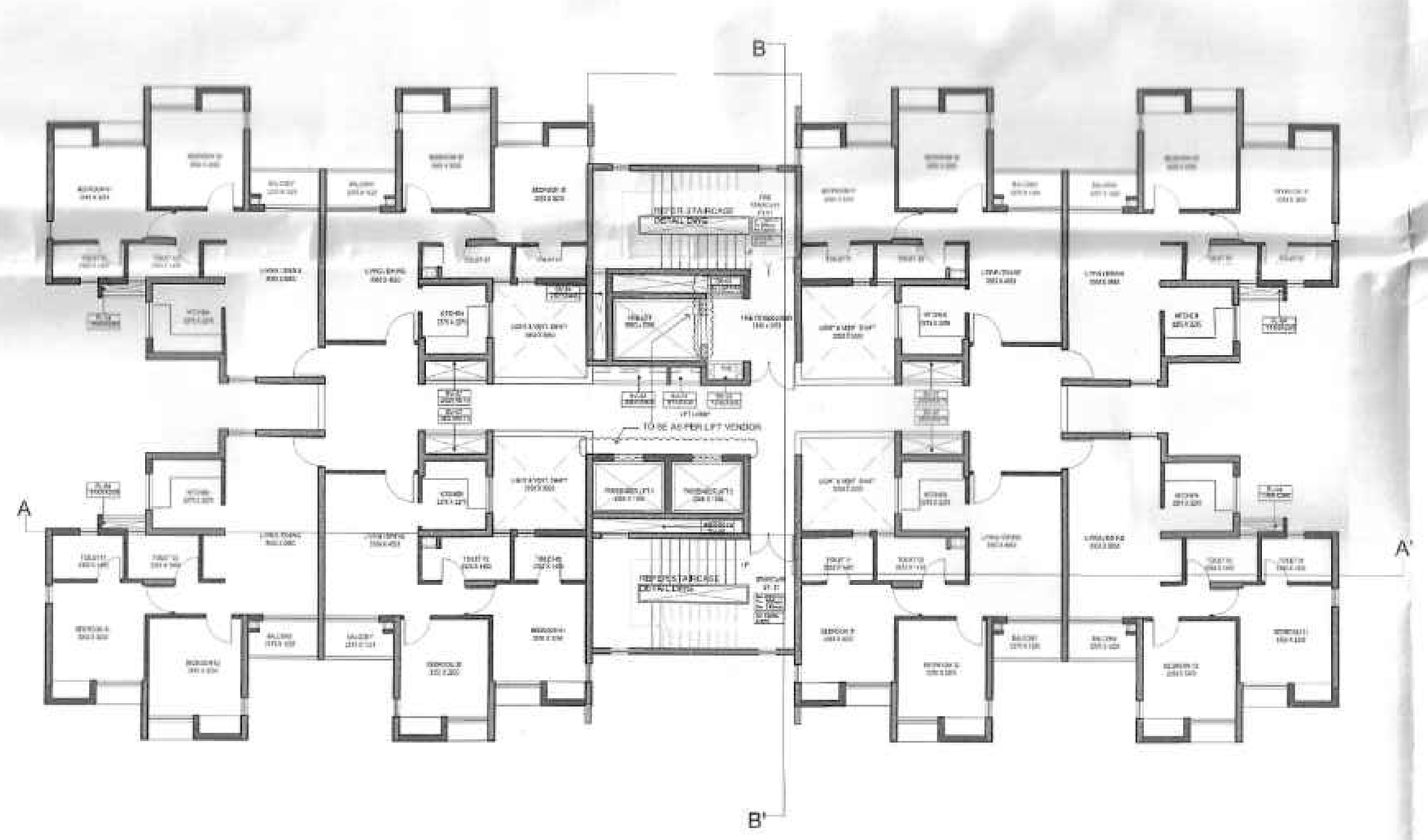

5 KEY PLAN
1:200

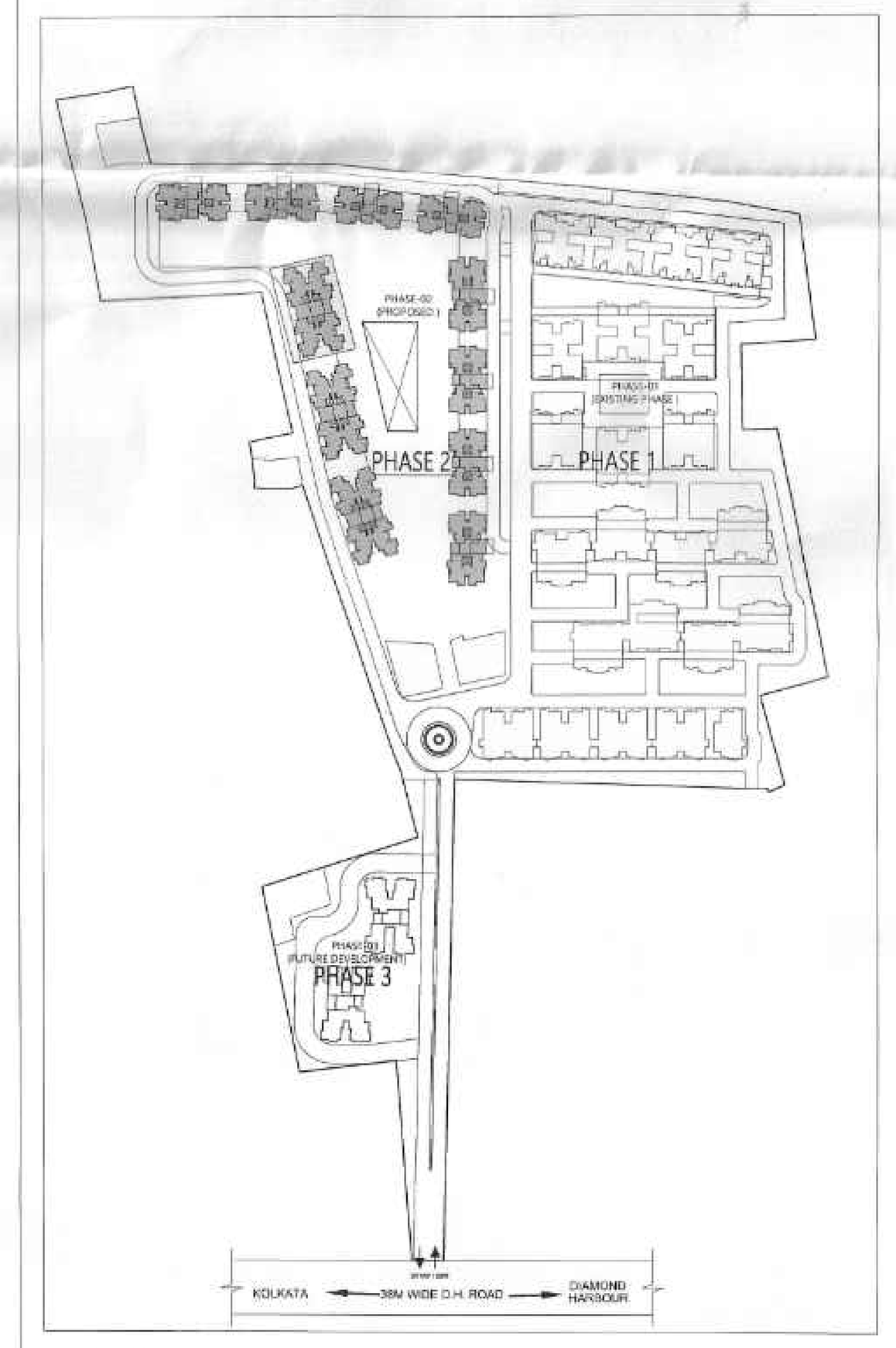

MASTER PLAN

GROUP HOUSING TOWERS A-D_ALL FLOORS

	TYPE	Width (MM)	Height (MM)	Lintel (MM)	Sill (MM)
DOOR					
D1	Single Shutter Door	1000	2150	2150	0
D2	Single Shutter Door	900	2150	2150	0
D3	Single Shutter Door	800	2150	2150	0
D4	Single Shutter Door	1200	2150	2150	0
D5	Double Shutter Door	1500	2150	2150	0
D6	Sliding Door	2400	2150	2150	0
D[illegible]	[illegible]	[illegible]	[illegible]	[illegible]	[illegible]
D8	Sliding Door	1450	2150	2150	0
FIRE DOOR (2hrs. FIRE RATED)					
FD1	Single Shutter Door	1200	2150	2150	0
FD2	Double Shutter Door	1500	2150	2150	0
FD3	Single Shutter Door	1000	2150	2150	0
DOOR&WINDOW					
DW1	Single Shutter Door	800	2100	2100	0
	Single Shutter Window	375	950	2150	1200
DW2	Single Shutter Door	800	2150	2150	0
	Single Shutter Window	325	950	2150	1200
WINDOW					
W1	Double Shutter Window	900	1850	2150	300
W2	Single Shutter Window	600	1500	2150	650
W3	Triple Shutter Window	1800	1850	2150	300
W4	Triple Shutter Window	1500	1850	2150	300
W5	Double Shutter Window	1200	950	2150	1200
W6	Double Shutter Window	1200	1850	2150	300
W7	Top Hung Window	600	950	2150	1200
W8	Double Shutter Window	1350	1850	2150	300
W9	Fixed Window	600	1250	2150	900
W10	Louvered Window	900	1250	2150	900
W11	Louvered Window	1200	1250	2150	900
W12	Louvered Window	450	1250	2150	900
W13	Louvered Window	300	1250	2150	900
W14	Double Shutter Window	1200	1850	2150	300
W15	Double Shutter Window	1125	1850	2150	300
ROLLING SHUTTER					
RS1		2000	2150	2150	0

NOTE: All Heights, Sill and Lintel are from Finished Floor Level.
All openings mentioned are Civil Openings.

DTC PROJECTS PVT. LTD.
Authorised Signatory

SIGNATURE OF OWNER & SEAL
DTC PROJECTS PVT. LTD.
ADDRESS : 1 N.S ROAD, KOLKATA-700001

WE DO HEREBY CERTIFY THAT THE FOUNDATION AND SUPERSTRUCTURE OF THE BUILDING PROPOSED FOR CONSTRUCTION ON THIS PREMISES HAVE BEEN SO DESIGNED BY ME/US WILL MAKE SUCH FOUNDATION AND SUPERSTRUCTURE SAFE IN ALL RESPECT INCLUDING THE CONSIDERATION OF BEARING CAPACITY AND SETTLEMENT OF SOIL ETC.

GEO TECHNICAL ENGINEER
ADDRESS :

JISHNU PAL
B.Tech (Civil), M.E (Geo-tech)
KMC Reg No: G.T/I/32
GTER/NKDA/10/0043
22/RJSON/G-T-I/2016-17

THE STRUCTURAL DESIGN AND DRAWINGS OF BOTH FOUNDATION & SUPERSTRUCTURE OF THE BUILDING HAS BEEN MADE BY ME CONSIDERING.
ALL POSSIBLE LOADS INCLUDING THE SEISMIC LOAD AS PER THE NATIONAL BUILDING CODE OF INDIA AND CERTIFIED THAT IT IS SAFE AND STABLE IN ALL RESPECTS.

SIGNATURE OF STRUCTURAL ENGINEER & SEAL
CIVIL AND STRUCTURAL CONSULTANT:
M.N.Consultants (Pvt). Ltd.
ISO 9001:2008 CERTIFIED
" M.N.C. HOUSE "
1516,Rajdanga Main Road.
Kolkata-700 107.
Ph.no.-(033)4016-5700
FAX NO. 2441-8083
E-MAIL:mnconpl2008@gmail.com

THE PLOT HAS BEEN INSPECTED BY ME AND ON THAT BASIS I DO CERTIFY WITH FULL RESPONSIBILITY THAT THE PROPOSED BUILDING PLAN HAS BEEN DRAWN AS PER PROVISION OF BENGAL MUNICIPAL BUILDING RULE AS AMENDED FROM TIME TO TIME.

KETAN HINGANIKAR
CA/2006/37536

[illegible]TAN HINGANIKAR
[illegible]2006/37536

SIGNATURE OF ARCHITECT & SEAL
Ar. KETAN SUNIL HINGANIKAR | CA/2006/37536
ADDRESS : N 85B, Panchsheel Park, New Delhi 110017, India

PROJECT NAME: SOUTHERN HEIGHTS

COMMIT DELIVER GROW

REVISED PLAN OF PROPOSED B+G+2P+17 RESIDENTIAL COMPLEX ,DTC SOUTHERN HEIGHTS AT JOKA
DIAMOND HARBOUR ROAD P.O. - JOKA P.S.-BISHNUPUR
MOUZA - DOULATPUR BLOCK- BISHNUPUR-I J.L. NO. - 79
DAG NO.- 11, 12, 13, 16, 17, 18, 19, 21, 24, 25, 26, 51, 52, 53, 54, 55, 56, 57, 58, 67, 87, 88, 89, 96, 97, 98, 99
MOUZA DAULATPUR , Jl No-79 UNDER KULERDARI GRAM PANCHAYET DIST.-24 PARGANAS(S)

ARCHITECT
morphogenesis
N 85B, Panchsheel park,
New Delhi 110017, India
TEL: 91 11 41828070 FAX: 91 11 26490351
EMail: studio@morphogenesis.org

SCALE: 1:200
DATE: JUNE 2022
TITLE
TOWER C3
ELEVATION A & B
SECTION AA' & BB'
ORIENTATION:
N
DWG NO. 40
BUILDING HEIGHT:
G+2P+17